


Patience Corners Variation- 9 Block"
44x53

Cut squares @ 3 $\frac{1}{2}$ "

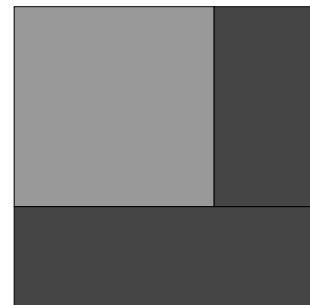
Cut strips @ 2"x35" or 2"x18" for three colors

Borders- cut 5 strips @ 4 $\frac{1}{2}$ "

Chain piece the squares to the 2" strip, press and trim to




. Turn unit and chain piece another 2" strip to the adjacent side. Make four units as shown below.



Sew four units together to form block, taking care to rotate units correctly.

Make 20 blocks. Sew blocks together in rows of 5, sew 4 rows together. Add borders.



Quilt is shown in two colors, but multiple colors will also work.